

Booth Dividers

Safegaurd Customers and Employees

- Provides an effective physical barrier between adjacent surfaces
- Fits Glass or Aryilic panels to keep sightlines open
- Booth dividers are designed to hold 1/4" thick panels

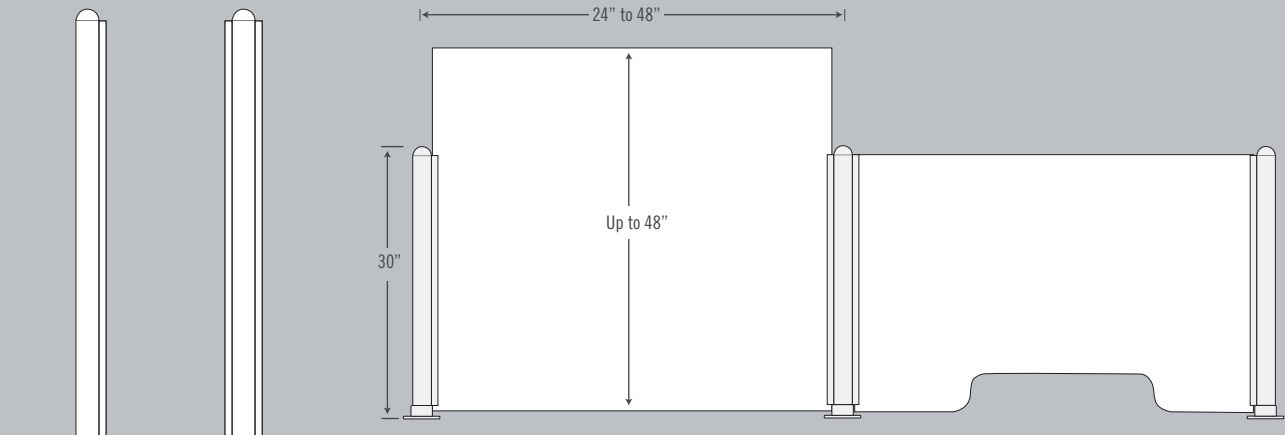


Match Ambiance and Décor

- Available in polished brass, polished stainless steel, and satin stainless steel
- Available in 16", 24" or 30" post heights

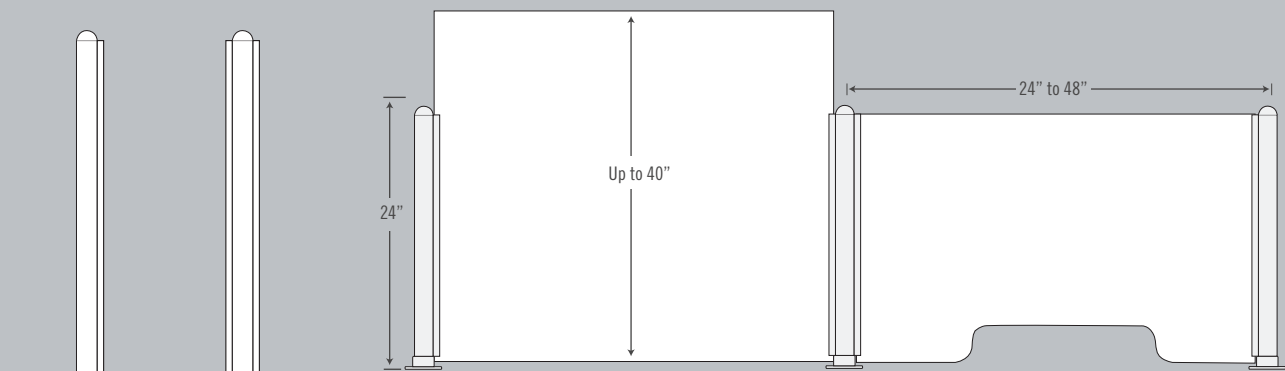


30-Inch Posts



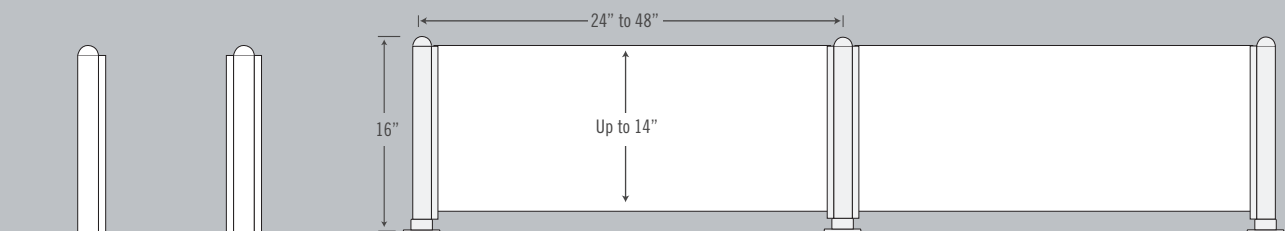
		Post Type	Post Finish	Post Height	Glass Thickness	Glass Width	Glass Height
	PR55/C	Center	Brass or SS	30"	.25"	24" to 48"	Up to 48"
PR55/E		End	Brass or SS	30"	.25"	24" to 48"	Up to 48"

24-Inch Posts



		Post Type	Post Finish	Post Height	Glass Thickness	Glass Width	Glass Height
	PR-53C	Center	Brass or SS	24"	.25"	24" to 48"	23.8"
PR-53E		End	Brass or SS	24"	.25"	24" to 48"	23.8"

16-Inch Posts



		Post Type	Post Finish	Post Height	Glass Thickness	Glass Width	Glass Height
	PR-51/C	Center	Brass or SS	16"	.25"	24" to 48"	14"
PR-51/E		End	Brass or SS	16"	.25"	24" to 48"	14"